

Accreditation labels, nominated vehicles and interception report books

Accreditation labels

Under the National Heavy Vehicle Accreditation Scheme (NHVAS or the Scheme), each nominated vehicle must display an accreditation label and carry an interception report book.

How to affix accreditation labels

An accreditation label must only be affixed to the nominated vehicle for which it is issued, as indicated on the operator's NHVAS nominated vehicle list. Applying the label correctly will ensure it adheres properly and should not need replacing for several years:


- Make sure the surface is cool and clean.
- Make sure your hands are clean.
- Do not handle the adhesive side of the label excessively.
- Press down firmly when applying.
- Do not apply to fuel tanks, bull bars or chassis rails, as labels may not adhere correctly.
- Give the label time to set.
- Do not wash the vehicle for at least 24 hours to allow the adhesive to cure.

Ordering replacement labels

If a label is lost or destroyed, the Scheme Member must provide written advice to the NHVR within 14 days, before replacements can be issued.

Labels for prime movers and rigid trucks

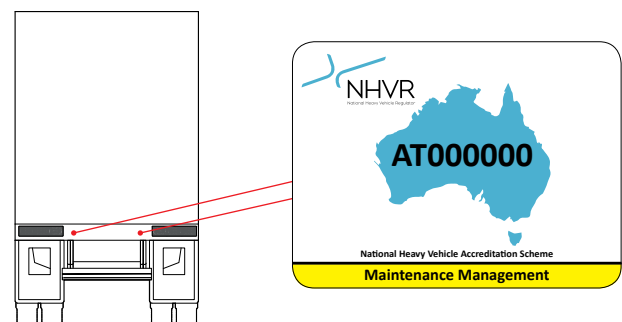
The label must be placed so that it can be read from the outside of the vehicle and is not wholly or partly obscured, defaced or otherwise not legible. The suggested position is adjacent to the driver's side door (at eye level).



Vehicle label dimensions: 90mm x 120mm

Labels for trailers

It is suggested that trailer labels should be affixed to a piece of perspex (or similar) and attached to the rear of the trailer in clear view as near as possible to the number plate.



Trailer label dimensions: 120mm x 90mm

Amendments to nominated vehicles

Change of registration number plate

If the registration number plate of a vehicle has changed, the operator must apply to amend the plate number on the nominated vehicle list and include a copy of the current (new) registration certificate.

Changes must be notified within 14 days.

Deleting a vehicle

If a vehicle is no longer required to be on an operator's nominated vehicle list (i.e. sold, laid up, written off), the operator must apply to delete the vehicle.

The accreditation label must be removed and destroyed by the operator or returned with the application.

The Scheme Member must provide written advice of the action taken, within 14 days of the vehicle no longer being in the Scheme.

A vehicle can include a separately registered trailer.

Adding a vehicle to the nominated vehicle list

To add a vehicle to an operator's nominated vehicle list, the operator must complete the NHVAS Amendment Accreditation form.

Where applicable, include the following items with your application:

- Copy of current registration certificate showing the appropriate configuration, GVM and GCM.
- Copy of passed roadworthy inspection report dated no older than 12 months (maintenance only).

Completed application forms (including attachments) can be lodged online or by post, fax or email.

Interception report books

In accordance with the scheme rules, each nominated vehicle must carry an interception report book. When intercepted by a police officer or authorised officer, upon request, the driver must present the interception report book.

Failure to produce an interception report book may result in sanctions against the accredited operator.

The officer will record details of the interception, including any non-conformance, or record that compliance has been met.

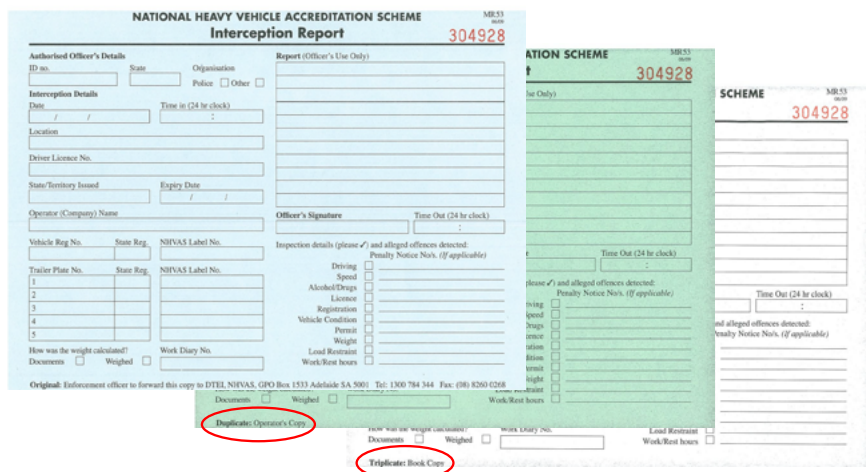
If an accreditation interception report book is lost, stolen, destroyed or damaged, the operator must apply for a replacement book.

For more information

Visit: www.nhvr.gov.au
 Telephone: 1300 MYNHVR (1300 696 487)*
 Email: info@nhvr.gov.au

© Copyright National Heavy Vehicle Regulator 2016
creativecommons.org/licenses/by-sa/3.0/au

Disclaimer: This fact sheet is only a guide and should not be relied upon as legal advice.



NATIONAL HEAVY VEHICLE ACCREDITATION SCHEME MR53
Interception Report 304928

Authorised Officer's Details: ID No., State, Organisation, Police Other
 Interception Details: Date, Time in (24 hr clock), Location, Driver Licence No., State/Territory Issued, Expiry Date, Operator (Company) Name, Officer's Signature, Time Out (24 hr clock)
 Vehicle Reg No., State Reg., NIPVAS Label No., Inspection details (please tick and alleged offences detected): Driving, Speed, Alcohol/Drugs, Licence, Registration, Vehicle Condition, Permit, Weight, Load Restraint, Work/Rest hours
 Trailer Plate No., State Reg., NIPVAS Label No., How was the weight calculated? Documents Weighed Work Diary No., Load Restraint, Work/Rest hours

Original: Enforcement officer to forward this copy to DTET, NHVAS, GPO Box 1533 Adelaide SA 5001. Tel: 1300 784 344 Fax: (08) 8200 0268
 Duplicate: Operator's Copy
 Duplicate: Book Copy